

LAUREA

CUFF AND BRACELET SIZE GUIDE

Print guide at 100% scale on US letter paper (8.5" x 11") Your guide is printed to the correct scale if a credit card is the same length as the line below.



Cut out size guide and cut slit where indicated.



Wrap the guide around your wrist so that the numbers are visible.



Slide numbered end through the slit and pull tight around your wrist.



The measurement that lines up with the opening is your wrist size. Compare with the table below for your size.

WRIST MEASUREMENT	CUFF SIZE	BRACELET SIZE
5.00 – 5.50"	Extra-Small	Extra-Small
5.50 – 6.00"	Small	Small
6.00 – 6.50"	Medium	Medium
6.50 – 7.00"	Large	Large

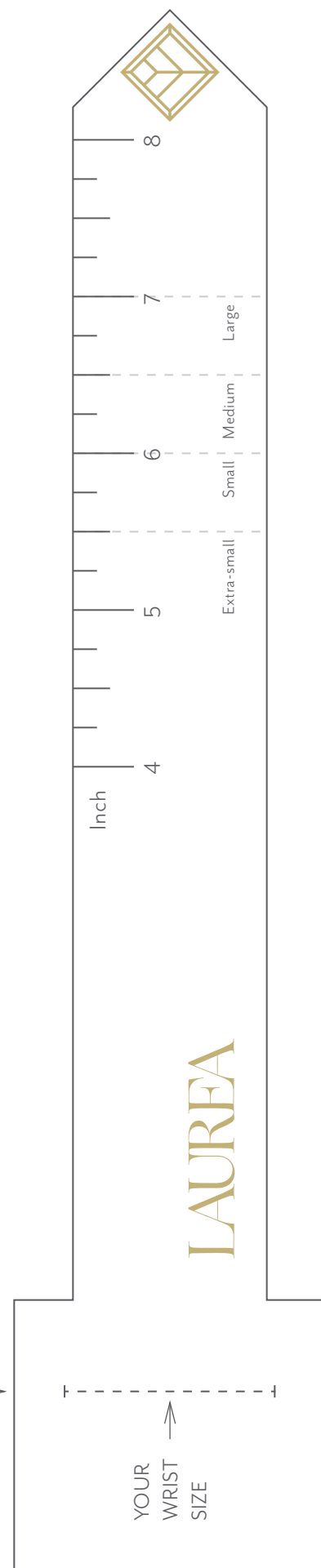
Contact us if your size is currently unavailable

TIPS

Our pure 24K cuffs do have some flexibility and can be gently squeezed to provide the perfect size.

For our bracelets, if you are between sizes we recommend you choose the larger size.

This size guide is for reference only.



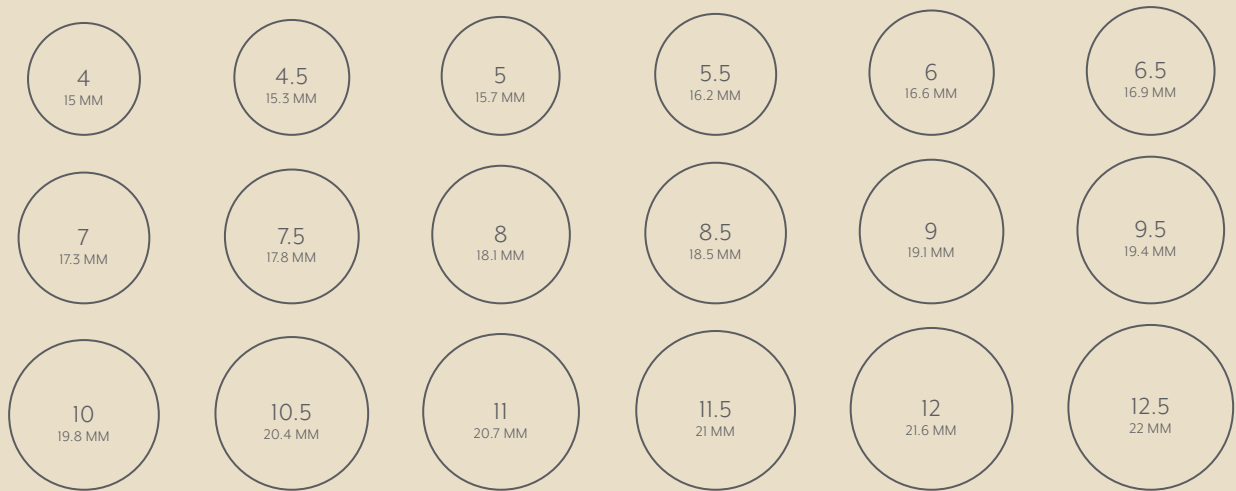
LAUREA

RING SIZE GUIDE

Print guide at 100% scale on US letter paper (8.5" x 11")
Your guide is printed to the correct scale if a credit card
is the same length as the adjacent line.



RING SIZE GUIDE



RING SIZE GUIDE



Cut out size guide and
cut slit where indicated.



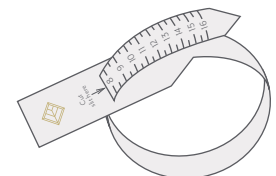
Wrap the guide around
your finger so that the
numbers are visible.



Slide pointy end through
the slit and pull tight
around your finger.



The number that lines up
with the opening is your
ring size.



This size guide is for reference only.